

RAIN SERIES



RAIN SERIES DZ959F8 R

SIZE: 48" X 35.5" X 89"

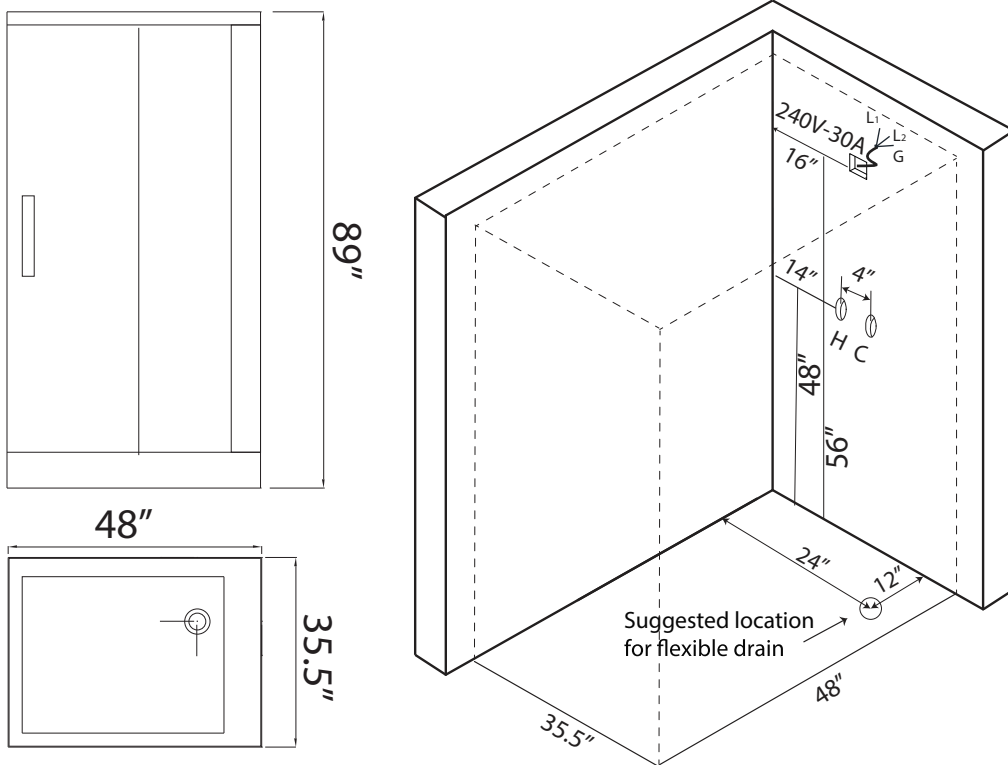
Features

Computer control	Overhead LED chromatherapy lighting
Steam w/temperature display	Aromatherapy port
Overhead rain shower	FM radio and Bluetooth audio
Hand-held shower	Vent fan and alarm
Back jets	Steam generator cleaning function
Wood/chrome stool	Decorative floorboards

Options

Available in left or right hand models	Available in black or white models
--	------------------------------------

RAIN SERIES

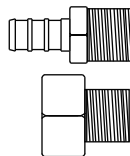


DZ959F8 R

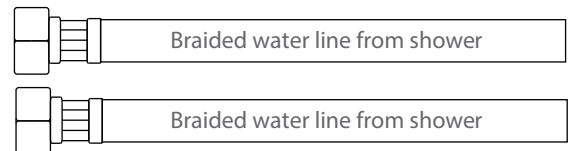
240v 30A GFCI Breaker
 1/2" MIP for hot and cold water lines
 1 1/2" Drain

Water Line Connection

Pex Pipe → *1/2" PEX x 1/2" MPT Adapter
 *(Connections not supplied)
 Washing machine box → *3/4" Hose x 1/2" MPT Adapter

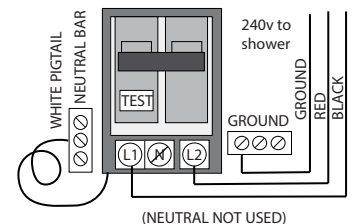


OR



Electrical Connection

This steam shower requires one dedicated 240v 30A GFCI circuit, using #10/2 wire. The shower should be hardwired into this circuit using a 4"x4" junction box installed at the approximate location shown.



Flexible Drain Hose Connection

