

# RAIN SERIES



## RAIN SERIES DZ972-3F8

SIZE: 59" X 35.5" X 88"

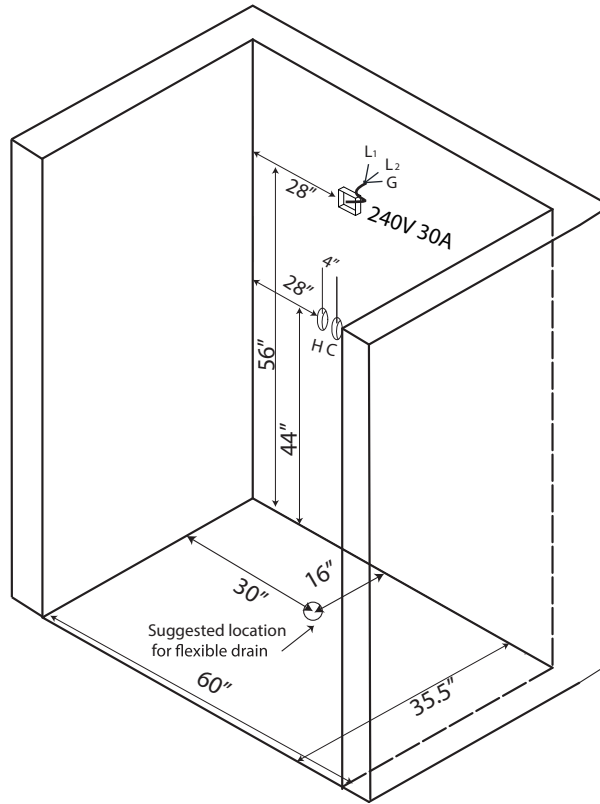
### Features

Computer control	Overhead LED chromotherapy lighting
Steam w/temperature display	Aromatherapy port
Dual overhead rain showers	FM radio and Bluetooth audio
Hand-held shower	Vent fan and alarm
Back jets	Steam generator cleaning function
Wooden stools	Decorative floorboards

### Options

Available in black or white

# RAIN SERIES

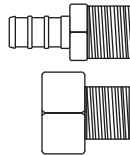


## DZ972-3F8

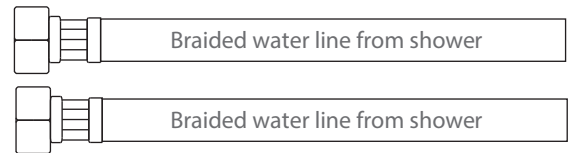
240v 30A GFCI Breaker  
 1/2" MIP for hot and cold water lines  
 1 1/2" Drain

### Water Line Connection

Pex Pipe → \*1/2" PEX x 1/2" MPT Adapter  
 \*(Connections not supplied)  
 Washing machine box → \*3/4" Hose x 1/2" MPT Adapter

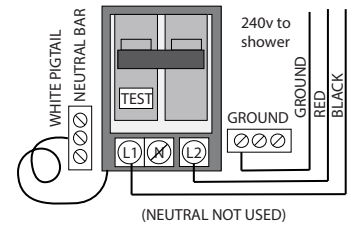


OR



### Electrical Connection

This steam shower requires one dedicated 240v 30A GFCI circuit, using #10/2 wire. The shower should be hardwired into this circuit using a 4"x4" junction box installed at the approximate location shown.



### Flexible Drain Hose Connection

